

# REPLACEMENT PARTS: DIRECT-FIRED MAKEUP AIR HEATER

## MODEL RDF



## TABLE OF CONTENTS

|  |    |
|--|----|
| REFERENCES.....  | 2  |
| SAMPLE RATING PLATE AND KEY .....                          | 2  |
| SERIAL NUMBERS .....                                       | 3  |
| ELECTRICAL COMPONENTS.....                                 | 4  |
| BLOWER MOTOR, MOTOR CONTACTOR, AND STARTER CONTACTOR.....  | 11 |
| GAS REGULATORS, GAS VALVES, AND GAS PRESSURE SWITCHES..... | 22 |
| MODULATING GAS CONTROL COMPONENTS .....                    | 25 |
| IGNITION SYSTEM COMPONENTS.....                            | 26 |
| BURNER COMPONENTS .....                                    | 29 |
| DAMPER COMPONENTS .....                                    | 31 |
| BLOWER- AND MOTOR-MOUNTING COMPONENTS .....                | 35 |
| DRIVE COMPONENTS.....                                      | 37 |
| SCREENED AIR INLET HOODS FOR OUTDOOR UNITS.....            | 50 |
| OUTSIDE AIR FILTER RACK ASSEMBLIES FOR INDOOR UNITS.....   | 53 |
| ROOF CURB COMPONENTS.....                                  | 54 |

## IMPORTANT

1. Always include complete model and serial number so that any specification change can be considered for parts replacement. It can save time and expense.
2. In keeping with our policy of continuous product improvement, we reserve the right to alter any information shown here. Specifications are subject to change without notice.
3. We reserve the right to substitute functional replacements.
4. Order by kit or component Part Number (PN).

## MODULATING GAS CONTROL COMPONENTS—CONTINUED











|  |  |   |   |
|--|--|---|---|
| <p><b>Item 1: Temperature Sensor</b></p>    | <p><b>Item 2: Mixing Tube</b></p>           |   |   |
| <p><b>Item 3: Amplifier</b></p>  <p style="text-align: center;">PN 148590</p>   |  <p style="text-align: center;">PN 133229</p> |  <p style="text-align: center;">PN 268274</p> | <p><b>Item 4: Signal Conditioner</b></p>     |
| <p><b>Item 5: Temperature Selector</b></p>  <p style="text-align: center;">PNs 86988, 101165, 87107,<br/>and 159285</p> |  <p style="text-align: center;">PN 86990</p>  |  <p style="text-align: center;">PN 133230</p>  | <p><b>Item 6: Overriding Thermostat</b></p>  |

Figure 9. Modulating Gas Control Components (Refer to [Table 18](#))

## IGNITION SYSTEM COMPONENTS

### NOTE:

- The spark ignition system was discontinued in MAR 1996. at which point the ignition system was changed to a hot surface ignition system.
- Hot surface ignition components are listed in [Table 19](#) and shown in [Figure 10](#).
- Spark ignition components are listed in [Table 20](#) and shown in [Figure 11](#).